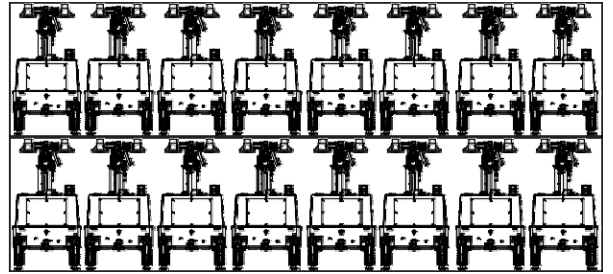


MLT4KME-1400LD

Powered by Kubota

16U / 40 'HC. CONTAINER




Efficient hydraulic lifting system with rapid telescopic deployment

Mast rotation
360°


✓ Highlights

- Less fuel consumption. Longer run-time
- Simple control system
- High efficiency
- Sturdy and durable
- Max height 7.5m






10m (35ft) / 200Lx



25m (80ft) / 100Lx



35m (115ft) / 50Lx

Lighting Tower Technical Data

Power Package Rated Power	2.8KW
Number & Power of Lamp	4×350W
Rated Frequency/ Speed	50Hz /1500 rpm
Rated Voltage	AC 230V
Noise	65dB(A) @7M
Mast-Maximum Height	7.5M
Mast Lifting & Extension	Manual Operation
Fuel level gauge	Electronic
Tower leg type	Manual
Trailer Load bearing	1000KG
Trailer type	Off road type / On road type
AUX. Power output	16A/3P Socket
Rotation angle range of light	355°
Wind resistance grade	65m/h
Recommended use environment	Level ground

Lamp

Number×Power	4×350W
Lamp type	LED
Protection Class	IP67
Luminous Efficiency	150Lm/W
Color Temperature	5000 K
Voltage	AC 230V
Lamp service life	50000hrs

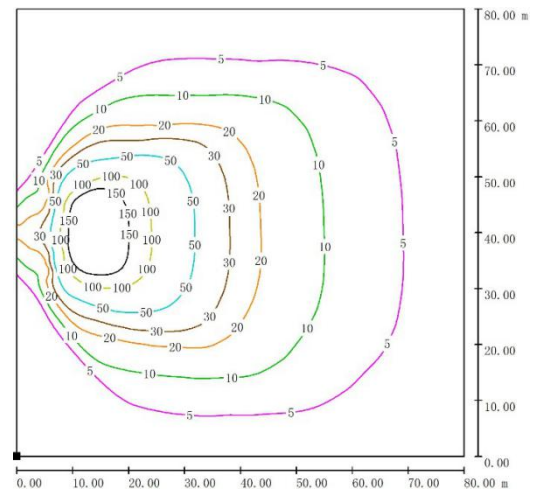
Control System

Controller Model	MALC404
------------------	---------

Dimension and Weight

Max Overall Dimension (L×W×H)	2990×2310×7500 mm
Container loading Dimension (L×W×H)	1480×1100×2450 mm
Tank Capacity / Running Hr.	100 L / 140 hrs.
Weight	700kg
The loading capacity(40'HC)	16 Sets

Note: Specifications and illustrations are subject to revision without notice.



Environmental Conditions

- Ambient temperature: +5°C~+40°C
 - Altitude: ≤1000m
- Note:** Please contact us if operating environmental conditions required do not go with the guidance.

Factory Inspection

- Complete design and quality inspection
- 30 mins full load test
- Function testing
- Protection testing

Painting Process

- MPMC has the most advanced automatic spraying / powder coating production line, and is equipped with various sandblasting equipment to ensure higher quality.
- Canopy painting: HenKel pretreatment process and world famous brand AkzoNobel powder.
- Base Frame painting: Sandblasting process and AkzoNobel powder (Hempel paint is optional).



Engine Specifications

Engine Model	Z482-B-CHN-1
Manufacturer	Kubota
Emission	—
Number of Cylinders	2
Cycle	4 Stroke
Aspiration	Naturally
Prime Power / Speed (Gross)	4.1KW / 1500RPM
Lube-oil Capability	2.5L
Fuel consumption	132g/kWh
Starter motor/ Alternator	0.95KW/12V

- Heavy duty diesel engine
- Anti-vibration mount
- Replaceable fuel filter, oil filter & air filter
- Cooling radiator and fan
- Starter battery (with lead acid) including rack and cables
- Flexible fuel connection hoses
- Exhaust silencer and bellows
- Operation manuals and circuit diagram documents

Alternator Specifications

Alternator Model	LT3N-75/4
Manufacturer	Mecc alte
Rated Output Power	3.5 KW
Alternator Type	Brushless
Rated Voltage	AC 230V
Rated Speed	1500 RPM
IP Protection	IP23
Insulation Grade	H

OPTIONS




<input type="checkbox"/> Jacket water heater	<input type="checkbox"/> Manual pump
<input type="checkbox"/> Lub-oil heater	<input type="checkbox"/> Smartgen controller
<input type="checkbox"/> ABB/Schneider MCB	<input type="checkbox"/> Sockets
<input type="checkbox"/> Battery charger	<input type="checkbox"/> Larger fuel tank



MPMC POWERTECH CORP.
 sales@mpmc-china.com | www.mpmc-china.com

Photographs are for illustrative purposes only and may not reflect final configuration.

Follow us

-  <https://www.facebook.com/mpmcgroup>
-  <https://www.linkedin.com/company/mpmcpowertech/>
-  <https://www.youtube.com/user/MPMCGenerator>

All information in this document is substantially correct at time of printing and may be altered subsequently. Final weight and dimensions will depend on completed specification.